

www.technigroup.com.sg

SINGAPORE
TECHNIGROUP
FAR EAST PTE LTD

Corporate Headquarters:
No. 30 Tuas South Street 3,
Singapore 638028

Showroom:
No. 28 Tuas South Street 3,
Singapore 638027
Tel: 65 6897 7717
Fax: 65 6897 7727
Email: tfesing@technigroup.com.sg

INDONESIA
PT TECHNIGROUP INDONESIA

Menara Prima #03 - G,H,I
Jl. Lingkar Mega Kuningan Blok 6.2
Jakarta 12950, Indonesia
Tel: 62 21 5794 8010
Fax: 62 21 5794 8011
Email: info@technigroup-indonesia.com

MALAYSIA
TECHNIGROUP OFFICE
FURNITURE SDN BHD

Office Suite 19-15-2
Level 15, UOA Centre
No. 19 Jalan Pinang, 50450
Kuala Lumpur, Malaysia
Tel: 603 2162 6989
Fax: 603 2161 6989
Email: tof@technigroup.com.my

UNITED STATES OF AMERICA
TECHNIGROUP USA
www.technigroupUSA.com

Mobile: 1 949 423 9889
1 714 200 8271
Email: shiuyi@technigroupusa.com
jdumberson@hotmail.com

INDIA
TECHNIGROUP INTERNATIONAL PVT LTD

MUMBAI
101, 1st Floor, Wellington Business Park II,
Andheri-Kurla Road,
Near Marol Metro Station,
Andheri (East), Mumbai – 400052
Mobile: 91 99 6750 0651
Tel: 91 22 4015 0476
Email: gabriel.dsouza@technigroup.com.sg

BANGALORE
The Pine #602, 3rd Cross, 6th Main, 2nd Block
HRBR Layout, Near Banaswadi Police Station,
Kalyan Nagar – 560043, India
Mobile: 91 99 8675 6602
Email: ramesh.rampure@technigroup.com.sg

PUNE
Office No. 302, Faith Centre,
Sakore Nagar, Viman Nagar,
Pune 400014, India
Tel: 91 20 6536 3536
Email: shipra.tiwari@technigroup.com.sg

GURGAON
Unit No. 522, 5th Floor,
MGF Metropolis, MG Road,
Gurgaon, Haryana – 122002
Mobile: 91 12 4438 4951
91 12 4438 4952
Email: moon.talukdar@technigroup.com.sg

THAILAND
TECHNIGROUP OFFICE
FURNITURE CO LTD
399 Interchange 21 Building, 23rd Floor
Sukhumvit Road, Klongtoey-Nua, Wattana
Bangkok 10110, Thailand
Tel: 66 2 259 4933
Fax: 66 2 259 4937
Email: thailand@technigroup.co.th

MYANMAR
YANGON BRANCH

5/4, Supang Thuwuna, Than Thu Mar Road,
Thingangyun TSP, Yangon, Myanmar
Mobile: 95 9 731 633 99
Tel: 95 9 511 2007
Email: ts.yong@technigroup.com.my

DISTRIBUTOR

SOUTH KOREA
SEOUL
MÖBEL KOREA
4th Floor, Golden Town Building
908-23 Bangbaedong, Seochogu
137-842 Seoul, South Korea
Tel: 82 (0)2 582 9223
Fax: 82 (0)2 582 9224
Email: info@mobel.kr
Website: www.mobel.kr

Z3





ONE SYSTEM
MANY SOLUTIONS

Z3

DESIGNED & DEVELOPED BY
BRUCE HIGH, ANGELA CHNG &
SUSIANA TJIU

INTRODUCTION

Z3's clean lines will integrate aesthetically into all working environments, providing a sympathetic yet fully adaptable way of working. Z3 provides total flexibility as it will easily adapt to provide an endless choice of preferred office space layouts, which can be simply reconfigured time and time again. Key to Z3's strength is its strong beam, which provides strength and rigidity by locking the vertical posts tightly together, thus ensuring the whole system does not move and remains secure even when using panel spans of 1.5 m between posts. This 1.5m wide panel is unique to this type of panel system and will greatly reduce the unit cost per workstation as opposed to requiring two narrower panels side by side.

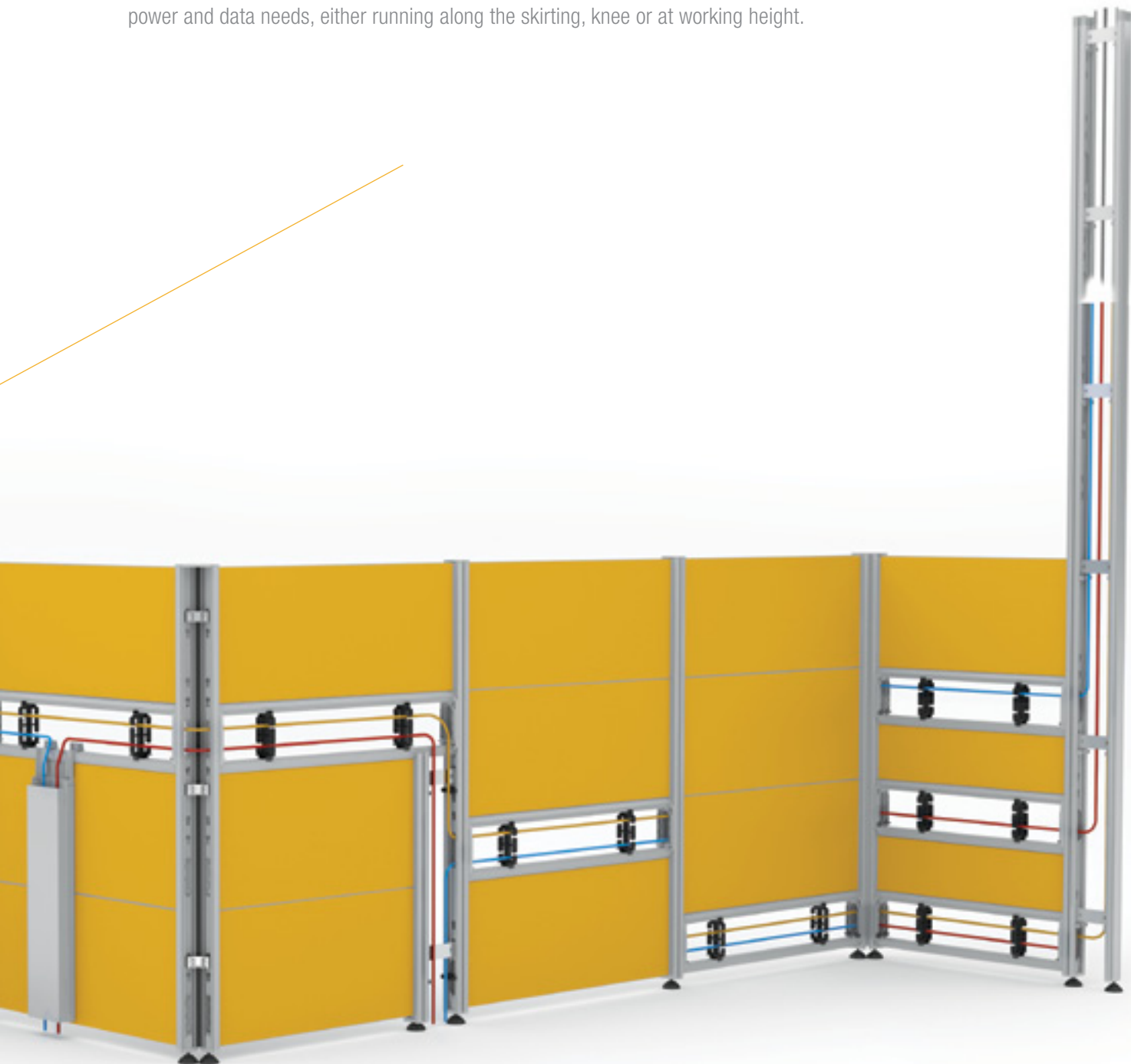
Z3 simply fits together by sliding the tile panels down a track in the post allowing you to choose combinations of colours, finishes and glazing options. The beam which also slides down the posts carries the power and data cables and can be positioned to suit your particular power and data needs, either running along the bottom, knee or at working height.



5 KEY FEATURES


1. COST EFFECTIVE INTEGRATED CABLE MANAGEMENT

Z3's unique patented integrated slide-in cable management system gives you the choice of optional configurations for cable management channels. Cable channel can be positioned to suit your particular power and data needs, either running along the skirting, knee or at working height.



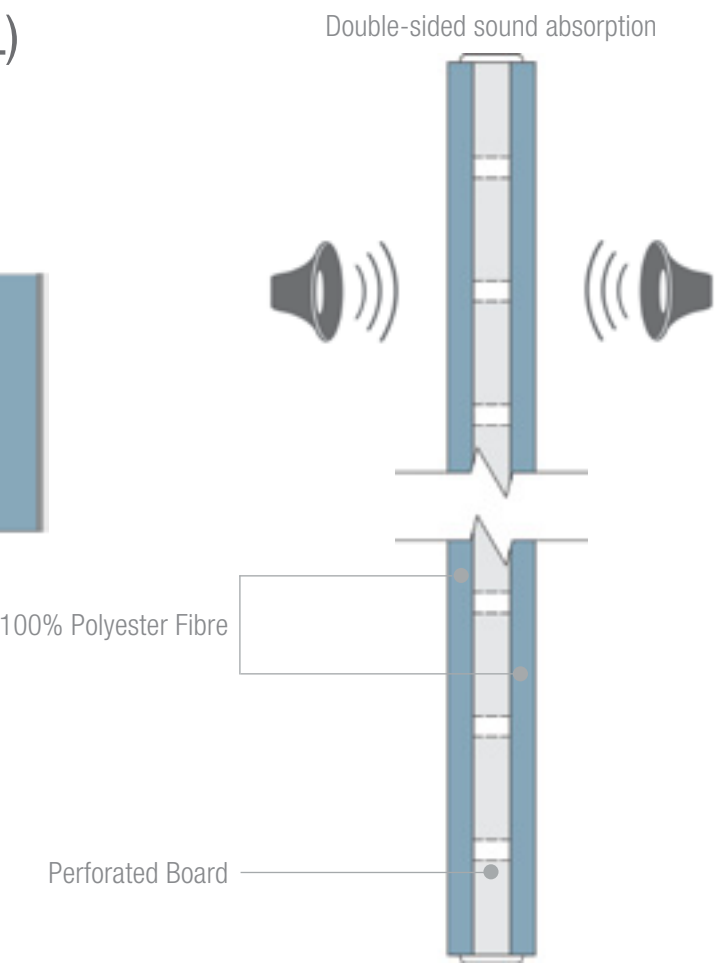
2. VERSATILE

Unleash your creativity with endless choice of configurations, integrating aesthetically into all working environments and can be easily reconfigured.



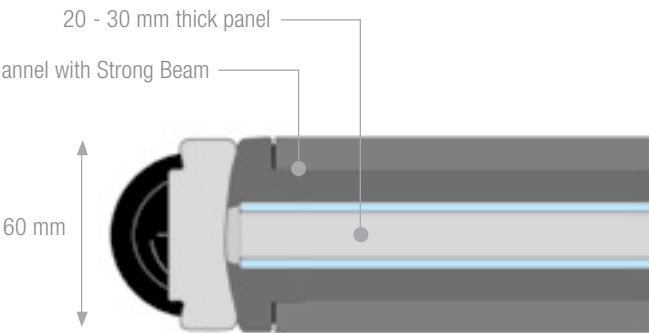
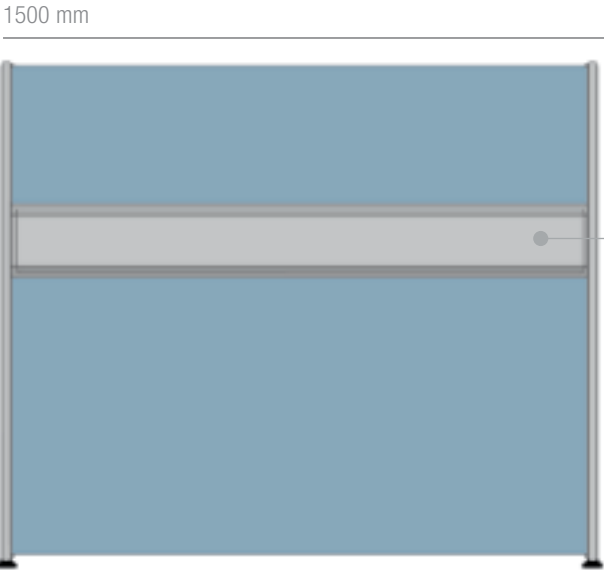
3. ACOUSTIC PANEL (OPTIONAL)

Composed with material with various densities.
The whole surface sound absorption.
NRC rating of 0.6.




4. SLIM AND STRONG PANEL

Key to Z3's strength is its strong beam, which provides strength and rigidity by locking the vertical posts tightly together. Thus ensuring the whole system does not move and remains secure even when using panel spans of 1.5 m between posts.



5. FAST INSTALLATION

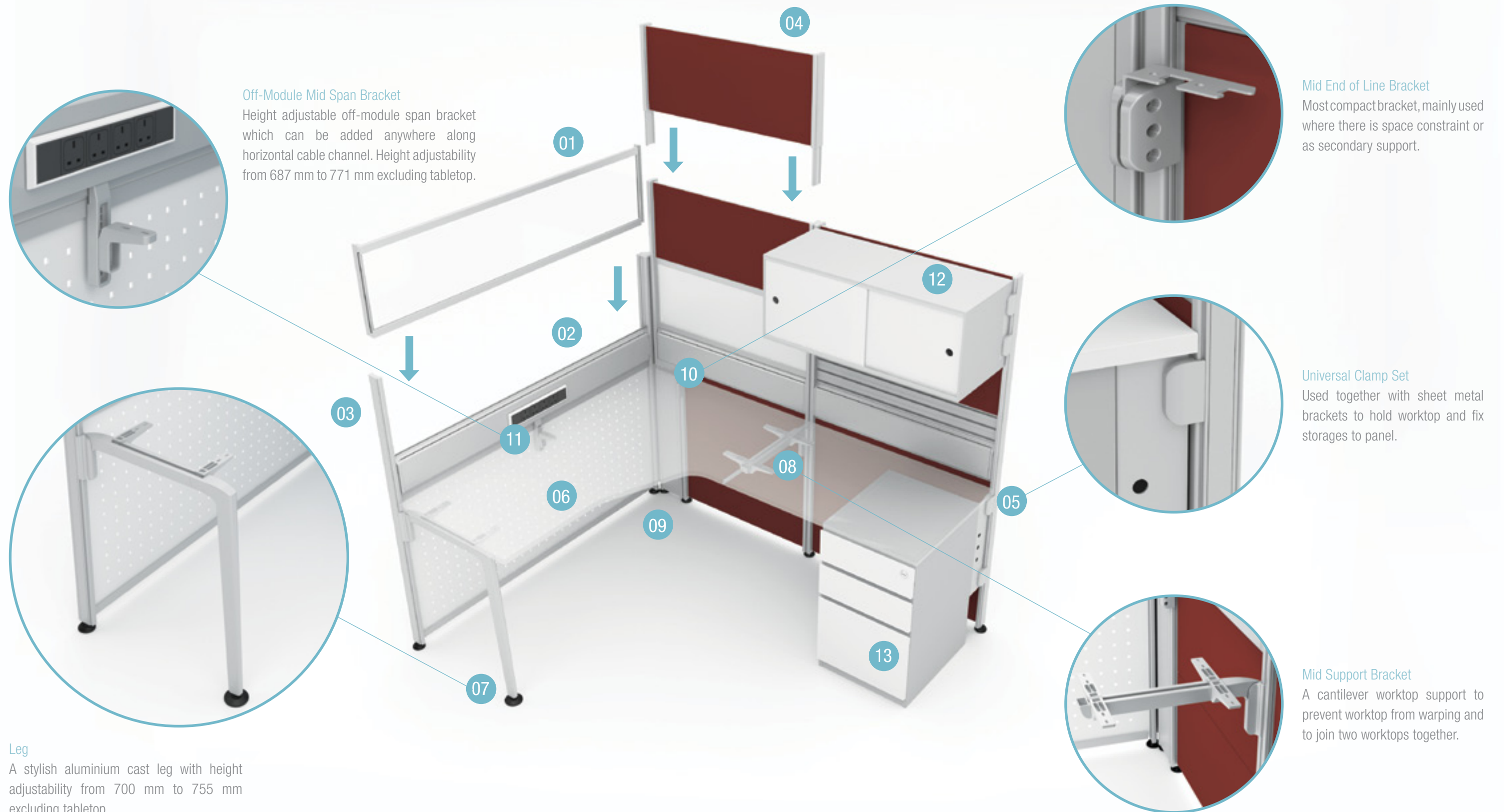


Z3 BASIC COMPONENTS

01 Slide-in Tile
02 Slide-in Horizontal Cabel Channel
03 Vertical Post
04 Stack-on Tile
05 Universal Clamp Set

06 Worktop
07 Leg
08 Mid Support Bracket
09 Vertical Cable Channel
10 Mid End of Line Bracket

11 Off-Module Mid Span Bracket
12 Panel Mounted Storage
13 Fixed Pedestal



Z3 WORKING ENVIRONMENTS

Would you want an office system furniture that can suit to almost all the working environment? Z3's versatility will enable you to do that. Z3 is the office chameleon.

With building costs at a premium, we need an office that can support **more** people, in much less space area, with a **greater** financial return.

PRIMARY WORKSPACE

Open Plan . Cubicle Workstation

CONFERENCE

Formal Meeting

MANAGEMENT

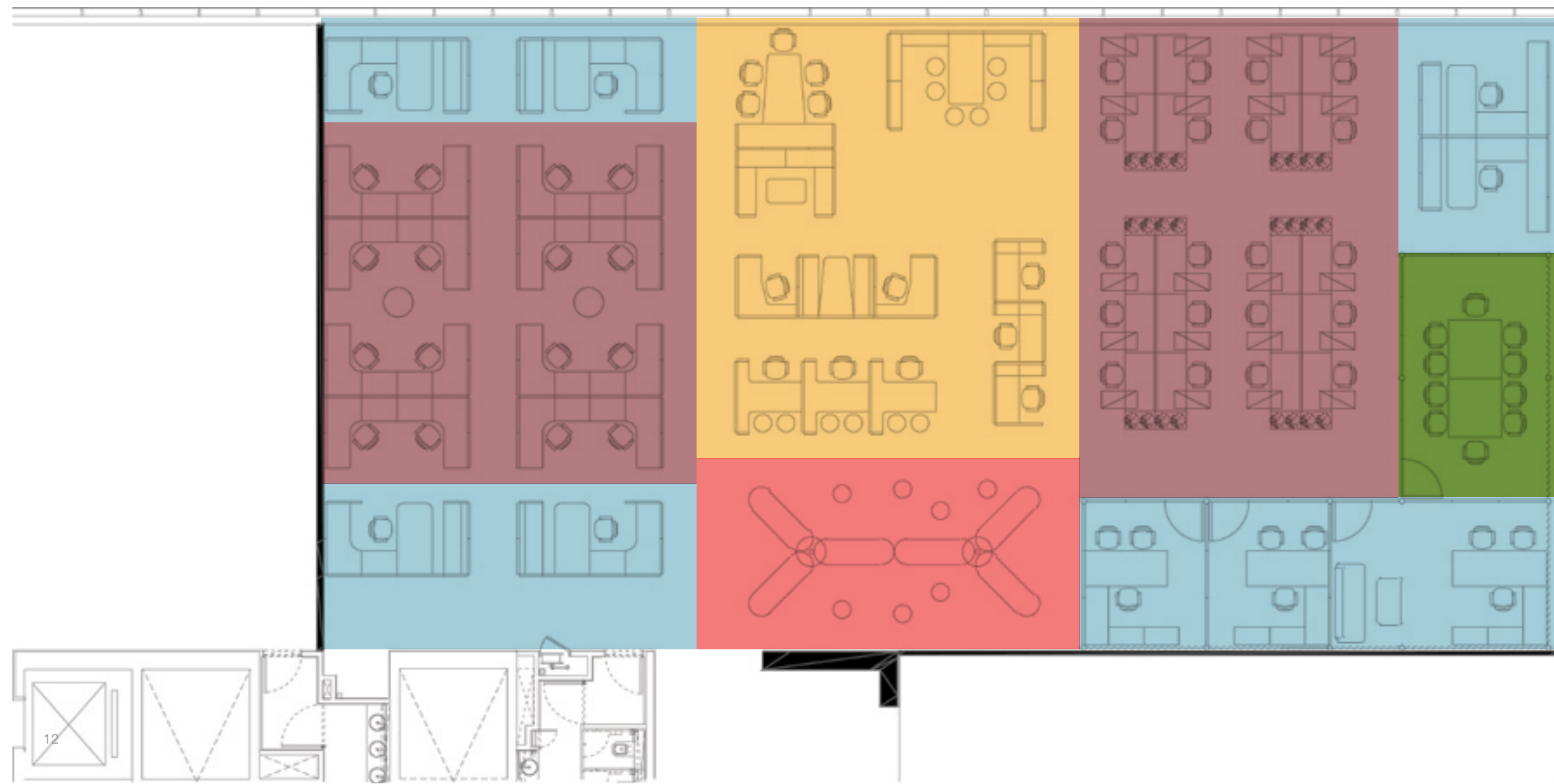
Directors . Managers

PUBLIC

Waiting Area . Breakout Area

DIVERSE SPACE

Collaboration Space . Meeting Booth . Quiet Booth . Shared Office
Informal Meeting . Brainstorming Booth . Service Counter




Z3 PRIMARY WORKSPACE

Open Plan . Cubicle Workstation

Workspace is evolving from the bench seating to a dense plan, followed by closed cubicle and to current trend open plan office. In the recent workplace survey, it shows that cubicle is making a comeback. More than half of the employees prefer a private workspace, while open plan office workers often experience too many distractions to work effectively. Peace and quiet topped the list of the employees' wishes.

Workspace is always changing, but some things should never change, Z3 design value still applies: interchangeable components, space-saving benefits, durability, installation and configuration. This versatile, hard-working system truly preserves your investment.

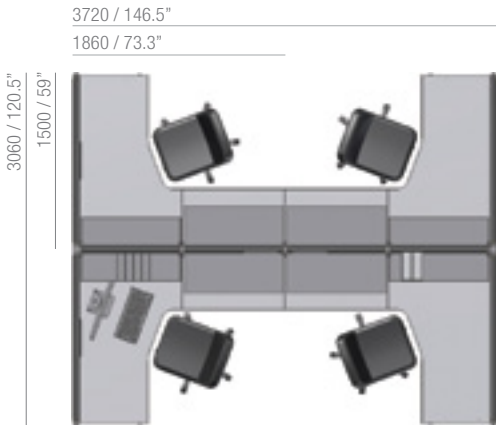
No matter which workspace style you choose, whether it is open plan or cubicle, it is achievable with Z3.




THE 'H'

CUBICLE CONFIGURATION

The 'H' is very well defined and consists of a cluster of 4 workstations. It is an ideal workspace which gives a good visual and noise privacy. The panel mounted storages of acrylic sliding door cabinet and open shelves making it aesthetically functionally viable.





Optimize vertical space with panel mounted storages such as open shelf. Open shelf allows frequently used items, such as files to be organized and store in view while being easily accessed.

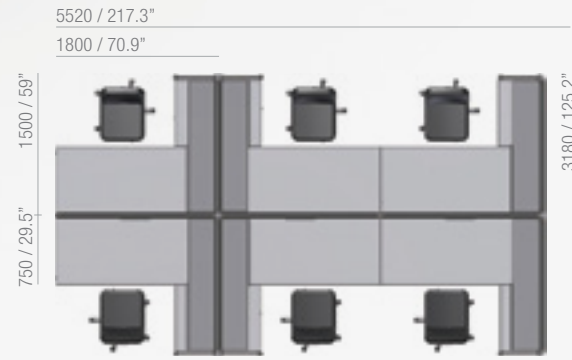


Panel mounted storage such as acrylic sliding door cabinet optimizes vertical space while organizing and storing items which are used less often.

THE 'I + T'

LINEAR CONFIGURATION

This linear configuration has ample storage on the return side, below and above of the panel. With the generous space for working and storing documents, this configuration is ideal for those who has a lot of paperwork.





● **Above Tabletops storages**

Panel mounted storages, such as 1-sliding door cabinet to optimize vertical space. It is your choice to choose which compartment to lock while leaving the other as an open shelf.

● **Netbox Rail**

Power and data outlet mounted on cable channel cover

- Sleek design
- Aluminium body
- Available in any length


● **Below Tabletop Storages**

Making use of the space below the tabletop as storage. At the same time, it functions as tabletop support. A few options to choose from swing door, open shelf and lateral file cabinets.

THE 'LINE'

LINEAR CONFIGURATION

Today, the office is a vibrant living space - much like an urban landscape with many different zones and areas that accommodate the different activities of its users. The Z3's open plan includes the linear workstation with panel mounted screens which create additional space on the tabletop giving a large space to work.





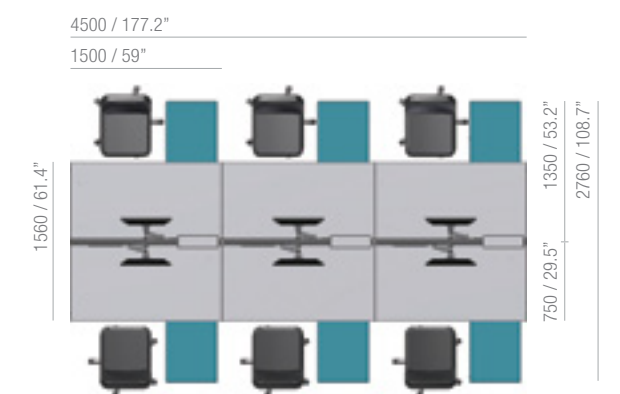
Beautify and improve well-being of your work environment with plants. Planter boxes can be easily added on.



Have the flexibility to mount monitors anywhere along the panel with accessory rail.



A mobile open shelves cum pedestal cabinet also provides seating for collaborators and serve as a physical divider, marking user space.



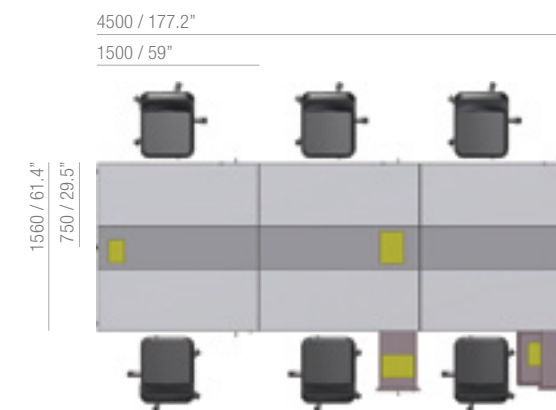
THE 'LINE +'

LINEAR CONFIGURATION

This linear workstation in an open office concept is about style, where design means functionality. The beauty of thin workstation is defined by clean worktop lines, smart storage above and below. The storage below is a pull out which helps one access the entire space in the storage easily. The storage above in aesthetically pleasing, simple and smart for various purposes.

Z3 allows you to feed the cable down from the ceiling and into the workstations below. Access to the cables are through removable covers on both sides of the ceiling trunking.

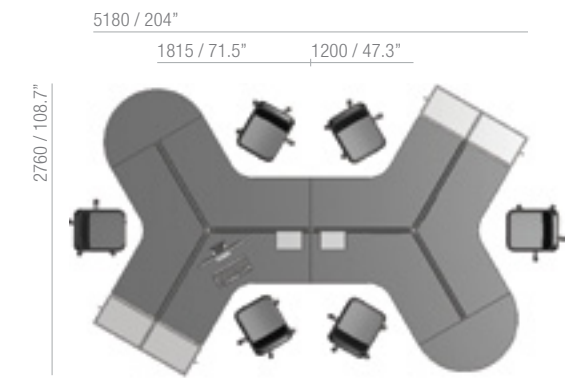




THE 'Y'


120 DEGREE CONFIGURATION

The 'Y' is a 120° angle workstation. With its aesthetics and diverse functionality. It's given an open office concept a visual treat. It has storages with space above for green inside of an enclosed space. The semi-circle curved extension act as a meeting area for the team, which works very well for brief productive discussions optimizing space and time.





Sleek, clean and appealing mobile pedestal to complement and optimize the workspace.




Panels with integral accessory rails allow paper trays to be positioned along the width of the panel.

Z3 MANAGEMENT

Directors . Managers

A modern management workspace needs the right surroundings, a perfect balance between privacy and communication. It is important to have a space which allows you to work efficiently and effectively both individually and together with the team.

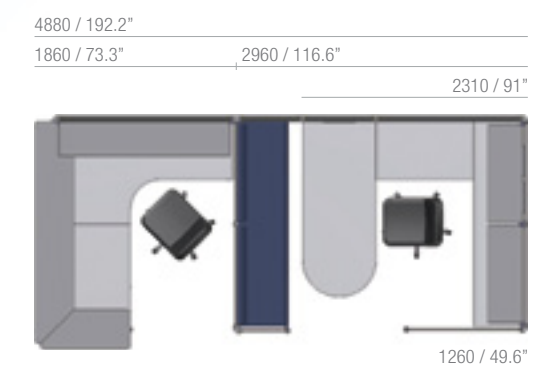




MANAGER + SECRETARY CONFIGURATION

This design is a compact module for the manager with the secretary. Z3's key factor of creating a flexible - working environment providing a fully adaptable way of working. This can be easily reconfigured considering future expansion.



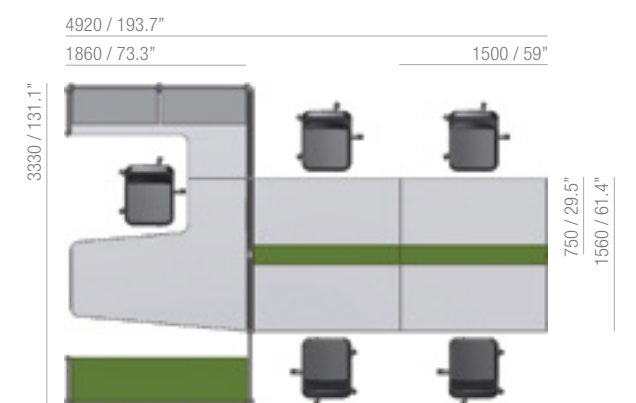
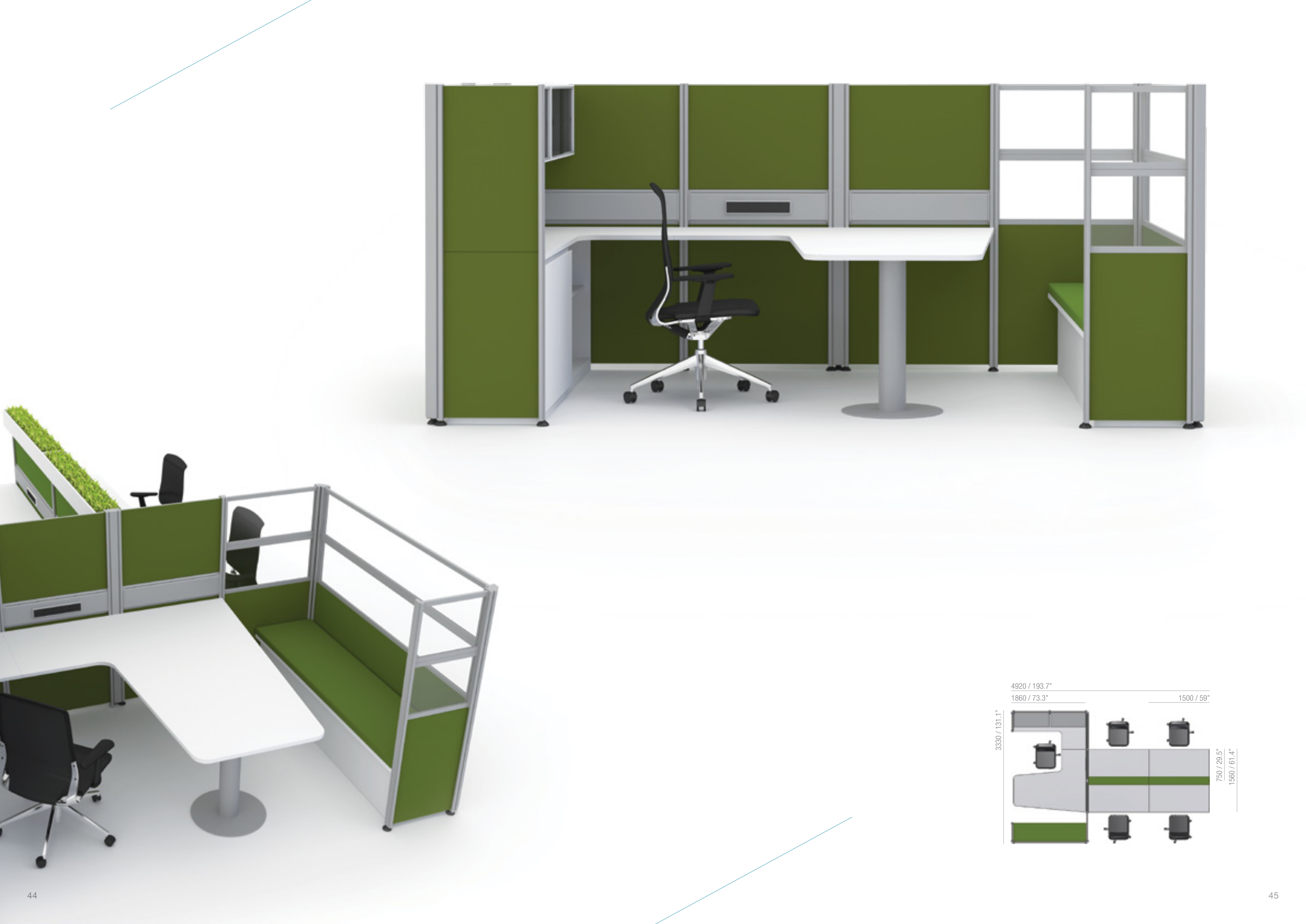




MANAGER + TEAM CONFIGURATION

The Manager Cubicle is a very smart workspace designed for today's modern office requirements. It is compact, gives adequate privacy, good space for storage and optimum utilization of space by eliminating the chairs and has a soft seating inbuilt. It creates for all the needs of a Manager. A Manager with a Team can be configured with the design of the cubicle giving flexibility of extending the linear workstations according to the size of the Team. The smart design on top of the planters adds to the aesthetics. It offers quality design and high level of working comfort, right in the middle of a busy office.

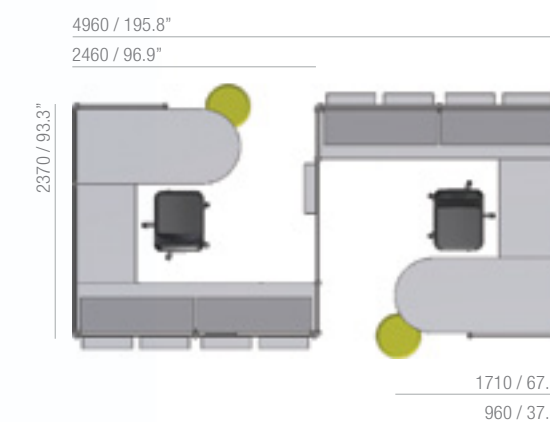




MANAGERS CUBICLES

One of the often quoted wisdom, ‘Happy workers make productive workers’ - keeping this in mind, this manager cubicle is an efficient space which has adequate space for storage, work and brief discussions. The extension of the worktop creates space for small short meetings.





Z3 DIVERSE SPACE

Collaboration Space . Meeting Booth . Quiet Booth . Shared Office
Informal Meeting . Brainstorming Booth . Service Counter

Today, almost half of all works occurs outside of the primary workspace. Work is more collaborative in every industry. The constant changing technology has allowed people to be more mobile when they work. The workforce today are thrived with collaboration, innovation and flexibility. To achieve that, we need a variety of workspace for interaction, brainstorming, focus work, team meeting and just simply a place for break.



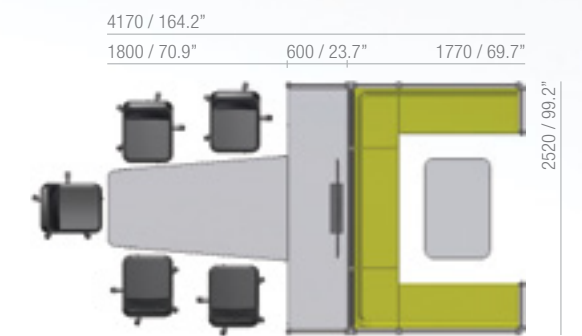


COLLABORATION

MEDIA MEETING + MEETING BOOTH

Creates comfortable space to increase productivity.
People are more productive in comfortable environments.
Make offices more inviting.

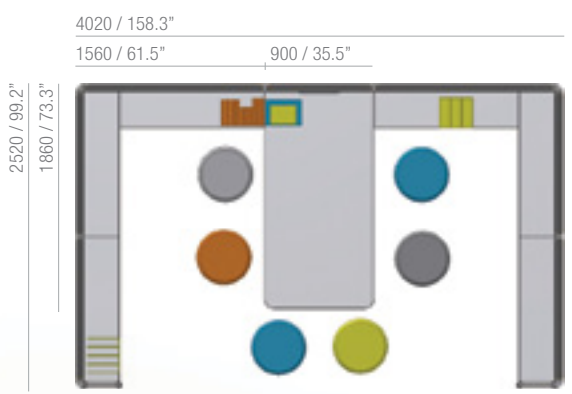




THINK TANK

BRAINSTORMING BOOTH

A Collaborative workspace to enhance creative thinking and allows quick idea generation.



A COZY RETREAT FROM THE NOISE

MEETING BOOTH + QUIET BOOTH

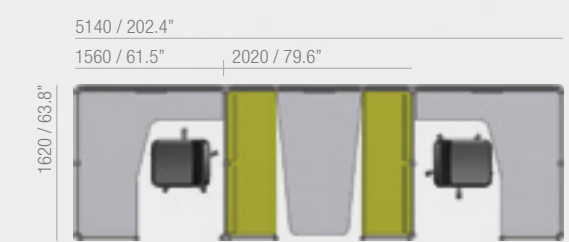
In an open office, employees work together in a large open space with minimal physical separation from their colleagues. Which results in the lack of noise and privacy.

It is important to have a quiet booth for employee (employees) that occasionally needs extra focus in their work. Z3 can be

configured to a workspace that provide visual and noise privacy.

It is a cost effective acoustic panel system which can grow, shrink and change shape to future-proof your workplace.

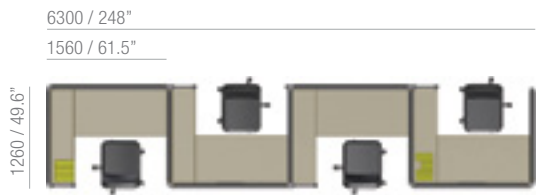




SHARED OFFICE

TOUCHDOWN WORKSTATION


Mobile workers still require a focused and comfortable environment to enhance creativity and productivity. Z3 can be easily configured to the most effective shared office configuration that provide maximum visual and noise privacy.



CUSTOMER SERVICE COUNTER

INTERACTIVE

Create a more interactive environment for customers by sharing the monitor screen easily.
Unlike the traditional customer service counter which is always fixed, with Z3 modularity and flexibility counter can be added or reduced easily as needed.





CABLE MANAGEMENT
DIFFERENTIATING FEATURES
STANDARD FINISHES
TECHNICAL SPECIFICATIONS
PRODUCT CODING

Z3 CABLE MANAGEMENT

Z3's unique patented integrated slide-in cable management system gives you the choice of optional configurations for cable management channels:

Access

With other tiles system, it is necessary to remove worktops in order to undertake re-cabling work. An advanced feature of Z3, is the ability to access all the cable channels and trunking covers whilst the workstation remains intact. This reduces down time to a minimum.

1. Skirting position


Suitable for corridor and cubicle types of layout, allowing the cables to egress at any position along the width of the panels.

2. Belt Line Position

This will give you convenient access to power and data outlets above the work surface height, eliminating the awkwardness of locating available points below the workstation.

3. Knee Position

New knee position available for added cable capacity and/or flexibility.



Cable Channel Cover

The cover flips up and will hold itself in an open position. Integrated, functional, effective and versatile cable management which is easily accessible from both sides by swinging up covers or removing covers.



Netbox Rail

Power and data sockets can be mounted on covers for your convenience.



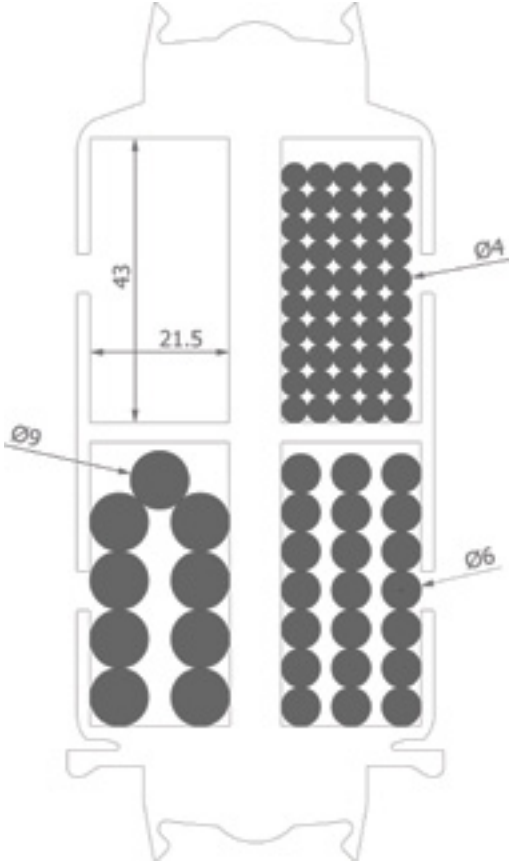



4. Vertical Trunkings Integrated

Can provide routing for a large volume of cables between skirting level and belt line level, as well as a cable route from the ceiling. This is particularly beneficial when used within a cluster of workstations. They can be either an integral part of a panel as shown here, or as an individual vertical trunking that can be attached at the end of a panel. Cables can also be routed up between the 2-way and 3-way connectors, accessible by removing the trim covers.

5. Off-Module Vertical Trunking

Can be added or remove anytime for increased convenience and functionality.



6. Vertical Trunking to Ceiling

Z3 will also let you feed cables down from the ceiling and into workstations below. Access to the cables is through removable covers on both sides of the ceiling trunking.

7. Cable Manager

Plastics cable manager can be positioned to hold the cable taut and segregated.

8 & 9. Cable Way

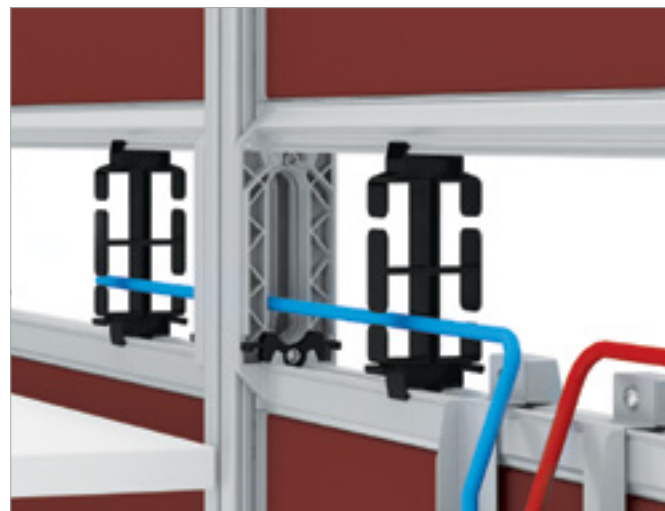
Cable are distributed effectively around corners, within panel and between different positions.

Z3 DIFFERENTIATING FEATURES



COVER STRIP

Optional strip which can be added or removed anytime.



OFF-MODULE CABLE MANAGER

Can add/remove at any time. Cable manager which be easily added or removed anytime when needed.




MID SUPPORT BRACKET

New wider span cantilever for better support.



OFF-MODULE MID SPAN BRACKET

Height adjustable
Lowest: 687 mm excluding worktop
Highest: 771 mm
Height adjustable off module mid span bracket which can be added anywhere along horizontal cable channel.




OFF-MODULE VERTICAL CABLE CHANNEL

Can add/removed at anytime, at anywhere.
Greatly increase flexibility without reducing functionality as this off-module vertical cable channel can be added anytime and anywhere along horizontal cable channel.




LEG

Height adjustable
Lowest: 700 mm excluding worktop
Highest: 755 mm
New stylish leg with wider span for better support.



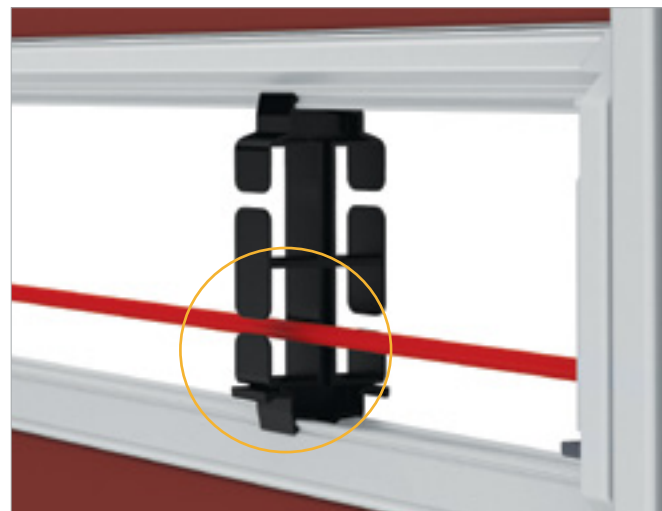
CLAMP ALONG VERTICAL POST

More flexibility in use of vertical space. Panel mounted items such as open shelves and storages can be clamped anywhere along vertical post except at electrical channel.



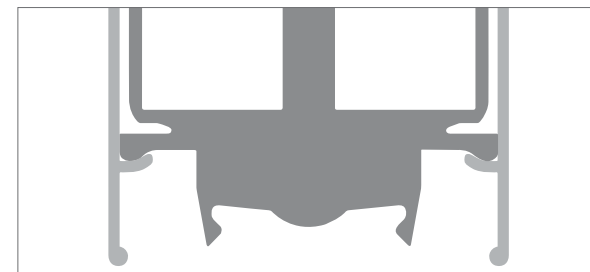
LONGER PANEL SPAN

Due to stronger horizontal cable channel panel is stronger and can span up to 1500 mm, resulting in cleaner look and more cost savings as less parts are needed.



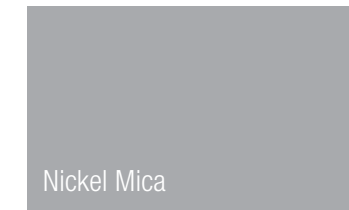
MORE SECURE COVER

Clip features on cable manager. The multifunction cable manager which not only holds cables, can be easily added or removed anytime, can easily reposition and also has clip feature. Which helps to clip cover more securely.




STANDARD FINISHES


A. Panel Frame: Aluminium and Steel Material



B. Perforated Tile: Composite Aluminium Board

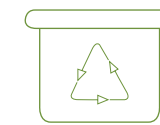


C. Tabletop: Melamine Board



Note: Finishes are displayed for reference only and will vary by printer from the actual material color. Before specifying a material, please refer to a physical sample or swatch for true color and detail.

Z3 Green



Recycled materials

Z3 has been designed to be manufactured with recycled materials: recyclable aluminium, steel and wood.



Use

Long lasting use. Spare parts and replacements are available. Easy to clean and maintain.



Transport

Modular Z3 provides optimum packaging to reduce space in transport and save energy.



Disposal

Recyclable. Easy and quick to split Z3 components.

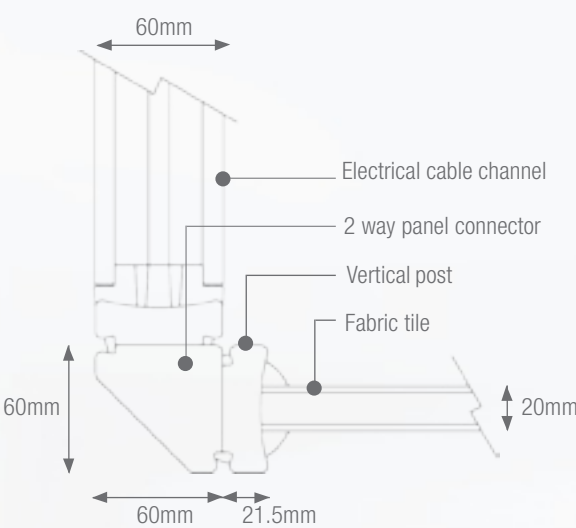


The GREENGUARD Gold Certification requirements comply with the State of California's Department of Public Health Services Standard Practice for Specification Section 01350 (California Section 01350) for testing chemical emissions from building products used in schools and other environments. As such, GREENGUARD Gold Certified products can be used to earn valuable credits in the CHPS Best Practices Manual for K-12 schools, the US Green Building Council's LEED® Green Building Rating Systems, the Green Guide for Healthcare, the NAHB Green Building Guidelines, Green Globes, Regreen and many other building codes, standards and specifications.

TECHNICAL SPECIFICATIONS

- 1. **Worksurfaces** are in 25mm thick European E1 grade melamine faced particle board with impact resistant 2mm PVC edging. Finishes are scratch and abrasion resistant with a minimum density of 620 kg/mc ± 5%.
- 2. **Fabric tiles** are in 18mm thick European E1 grade particle board and are covered with fire resistant fabric.
- 3. **Glazing tiles** have an aluminium frame grade 6063 T5 2mm thick with a horizontal striped translucent shatterproof polycarbonate panel.
- 4. **Glass tiles** have an aluminium frame grade 6063 T5 2mm thick with 6mm thick clear tempered glass or 6.38mm thick laminated glass white color.
- 5. **Acrylic tiles** have an aluminium frame grade 6063 T5 2mm thick with 6mm thick acrylic. Acrylic options: clear, colors, or translucent barley white.
- 6. **Magnetic whiteboard tiles** have an aluminium frame grade 6063 T5 2mm thick with magnetic whiteboards that are made from 0.3mm galvanized steel sheets and 0.7mm melamine whiteboards assembled on both sides of 3.6mm thick plywood using contact adhesive.
- 7. **Magnetic fabric tiles** are in 18mm thick European E1 grade particle board with 0.6mm thick galvanized steel sheet on both sides of the board and are covered with fire resistant fabric.
- 8. **Aluminium board tiles** have an aluminium frame grade 6063 T5 2mm thick with 6mm thick aluminium composite panel. Finishes are light weight, smooth, soundproof, fireproof, easy to clean and corrosion resistant.
- 9. **Tackable fabric tiles**: 5mm thick of EVA (Ethylene Vinyl Acetate) sheet on both sides of the 18mm thick particle board, and covered with fire resistant fabric. EVA sheet is featured by its elasticity, duration, lightweight, skid and waterproof, easy to wash. Benefits: Acoustic and thermal insulation, Impact and vibration absorption, weather and chemical resistance.
- 10. **Acoustic fabric tiles**: 6mm thick of 100% polyester fibre sheet on both sides of the 9mm thick perforated MDF board and covered with fire resistant fabric (optional). NRC rating of 0.6. Double-sided sound absorption.

- 11. **Vertical posts** are manufactured in aluminium grade 6063 with a tensile 5 level of hardening. A uniformed thickness of 2mm is used on all structural elements and painted with a powder coating. Minimum paint thickness of 50 microns is used throughout all metal components for increased durability, scratch and chemical resistance.
- 12. **Height adjustable die cast clamping brackets** made from high strength and lightweight aluminium alloy grade ADC-12 are used for attaching all worksurfaces brackets together with **hanging cabinet and shelves**. Surfaces are powder coated to a thickness of no less than 50 microns for increased durability, scratch and chemical resistance.
- 13. The **worksurface corner bracket** is made from 2.5mm thick cold rolled steel.
- 14. The **worksurface cantilever bracket** is made from aluminium casting, extruded aluminium and plastic.
- 15. The **worksurface off-module bracket** is made from aluminium casting with height adjustability of 84mm.
- 16. The **Leg** is made from aluminium casting, extruded aluminium and plastic materials, with height adjustability of 55mm.
- 17. **Stack-on vertical post** options can be used to increase the height of a panel by 35.5cm, e.g. 128cm high panel can have an additional tile to make a 164cm height of the panel. A **central slide-in bracket** is used to secure the stack-on vertical post.
- 18. **Panel mounted sliding doors cabinets** are made from 18mm melamine faced particle board with either acrylic or wood sliding doors.
- 19. **Steel shelves** are 1mm thick steel with profiled front edges and 2.5mm thick end brackets. **Wood shelves** are 25mm thick European E1 grade melamine faced particle board with impact resistant 2mm PVC edging, with 2.5mm thick end brackets.
- 20. **Plastic components** are manufactured from nylon and ABS for strength and durability.



Patents Pending
Registered Designs



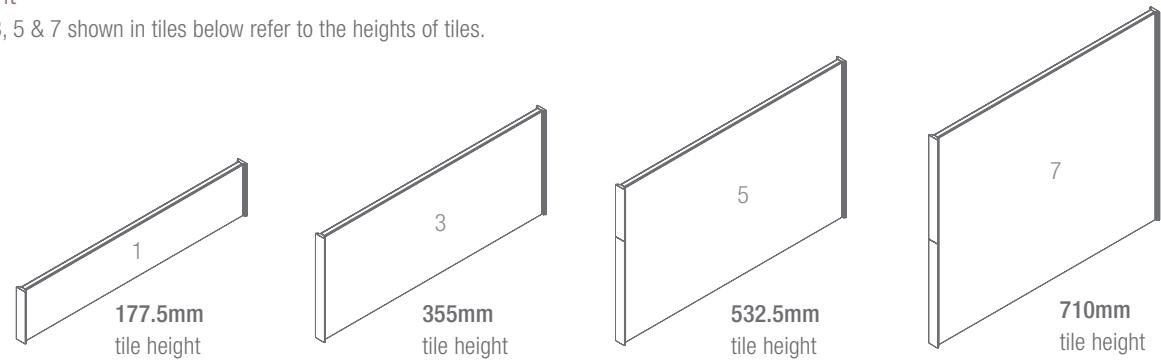
21. **Cable Management channels** provide large capacity wiring in optional height positions as well as vertical cable options. Cables can be accessed even after worksurfaces are in place. **Two aluminium extrusion** provides the main structural beam between each end of the cable channel. They are manufactured in aluminium grade 6063 with a tensile 5 level of hardening. Adjustable **plastic cable managers** segregate the cable within the channel holding them neatly in position. **Power and data outlets** are flush mounted on the outside of the cover.

22. **Pedestals** are made from 18mm thick melamine faced chipboard constructed with both dowel and KD fittings. The **A4 / Foolscap filing drawers** have full extension ball bearing slides while the shallow drawers have roller runner slides. **Mobile pedestals** have an anti-tilt castor and all pedestals have a central locking feature. All pedestals have quality German locks with removable inner cylinders and are master-keyed up to 2000 different combinations.

Module Options

Tiles Height

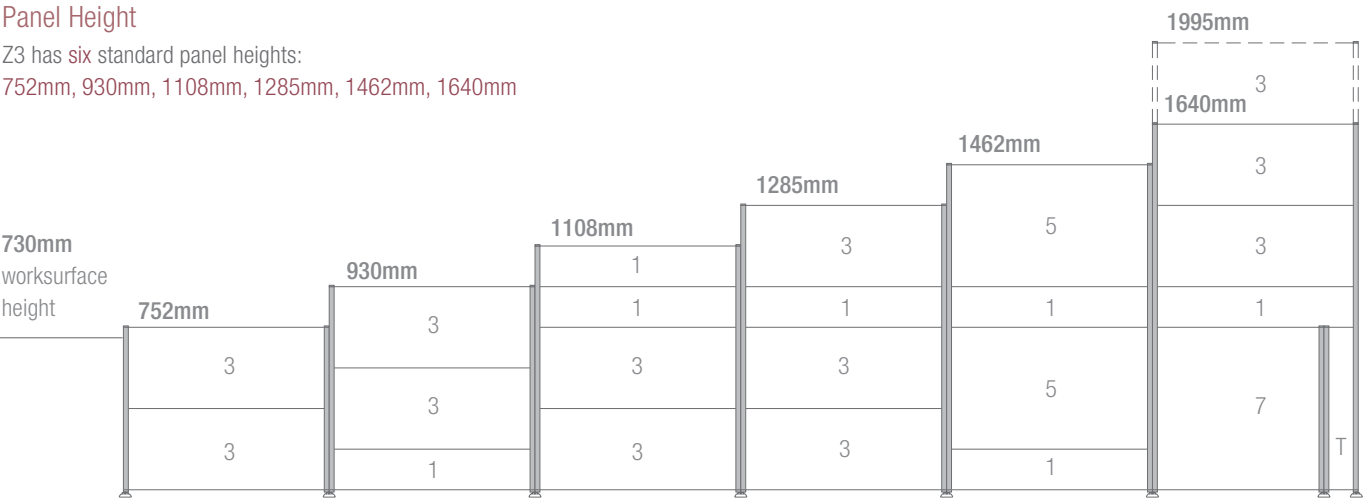
Number 1, 3, 5 & 7 shown in tiles below refer to the heights of tiles.



Panel Height

Z3 has six standard panel heights:

752mm, 930mm, 1108mm, 1285mm, 1462mm, 1640mm

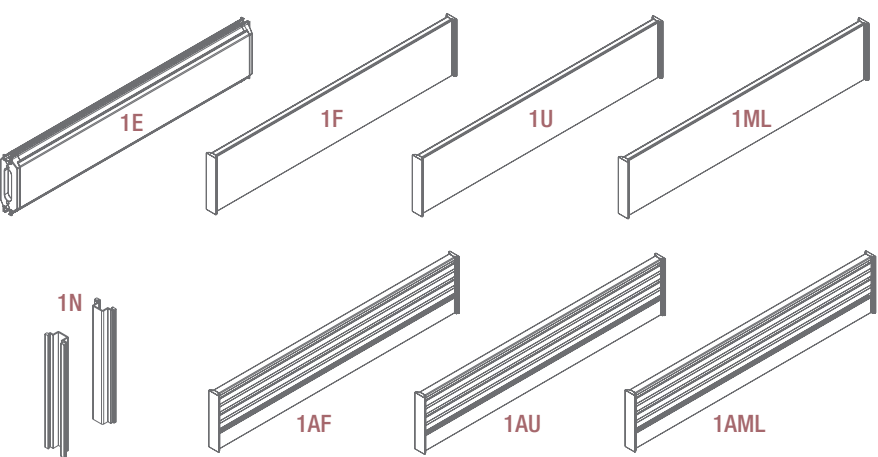


Note:
Countless panel configurations can be created with 4 different height of tiles.

Z3 tile height formula:		
1 + 1 = 3	3 + 1 = 5	5 + 1 = 7
1 + 3 = 5	3 + 3 = 7	
1 + 1 + 1 = 5	3 + 1 + 1 = 7	
1 + 1 + 3 = 7		
1 + 1 + 1 + 1 = 7		

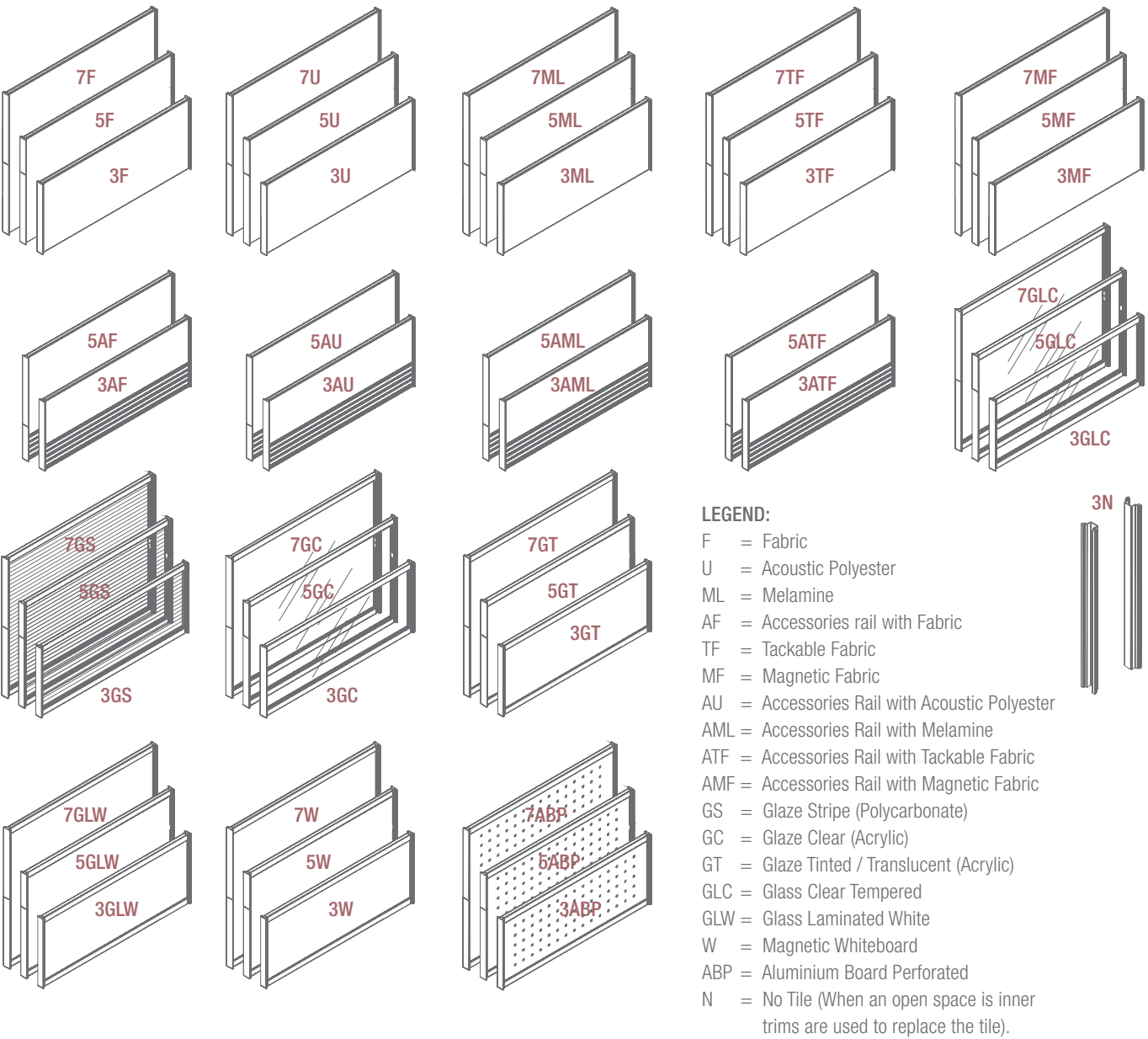
Tile Options

Standard width options: 600mm, 750mm, 900mm, 1050mm, 1350mm, 1500mm, 1650mm, 1800mm
177.5mm high tile options



- LEGEND:**
- E = Electrical Cable Channel
 - F = Fabric
 - U = Acoustic Polyester
 - ML = Melamine
 - AF = Accessories Rail with Fabric
 - AU = Accessories Rail with Acoustic Polyester
 - AML = Accessories Rail with Melamine
 - N = No Tile (When an open space is needed, inner trims are used to replace the tile).

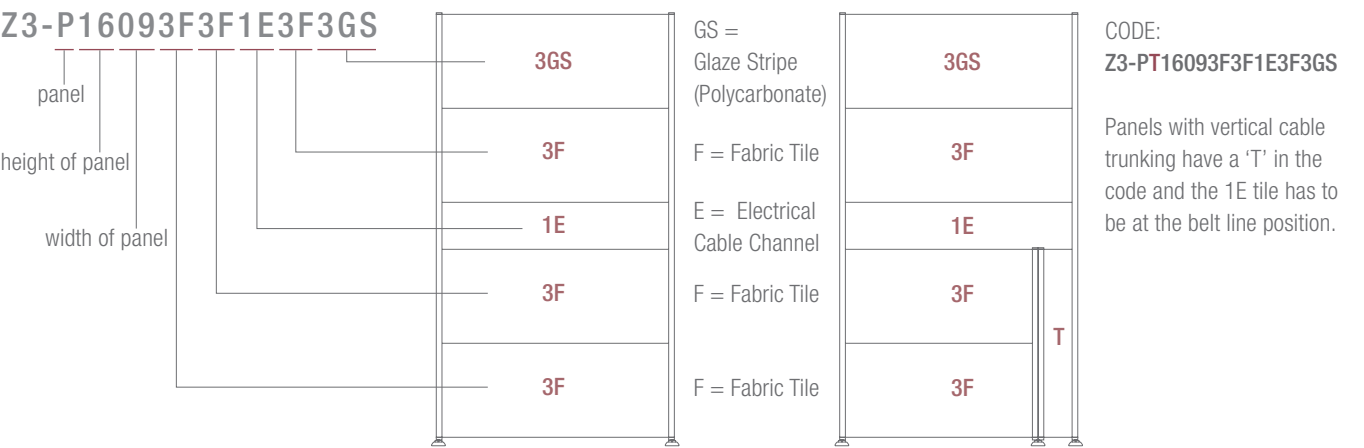
177.5mm / 532.5mm / 710mm high tile options



- LEGEND:**
- F = Fabric
 - U = Acoustic Polyester
 - ML = Melamine
 - AF = Accessories rail with Fabric
 - TF = Tackable Fabric
 - MF = Magnetic Fabric
 - AU = Accessories Rail with Acoustic Polyester
 - AML = Accessories Rail with Melamine
 - ATF = Accessories Rail with Tackable Fabric
 - AMF = Accessories Rail with Magnetic Fabric
 - GS = Glaze Stripe (Polycarbonate)
 - GC = Glaze Clear (Acrylic)
 - GT = Glaze Tinted / Translucent (Acrylic)
 - GLC = Glass Clear Tempered
 - GLW = Glass Laminated White
 - W = Magnetic Whiteboard
 - ABP = Aluminium Board Perforated
 - N = No Tile (When an open space is inner trims are used to replace the tile).

Understanding the code structure of a finished panel

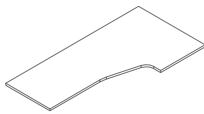
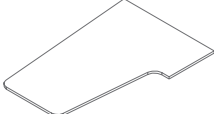
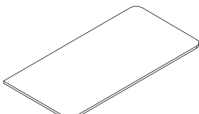
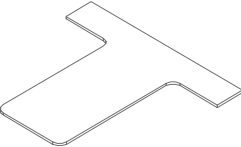
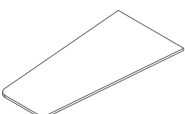
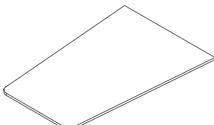
The code is structured starting from the floor to the top tile.
Example:



PRODUCT CODING

Z3 Worksurface

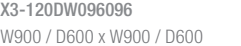
Note: To add ***-ML/LM** at the back of the product code for Melamine / Laminate wood surface finish

				
Z3-WA126096-L/R W1200 / D600 x W900 / D600	Z3-AMA167126-L/R W1650 x W1200 / D600	Z3-MMW159 W1200 / D600 x W900 / D600	Z3-TW169183 W1650 / D900 x W1800 / D300	Z3-MMWA1569 W1500 x D600 / 900
Z3-WA136096-L/R W1350 / D600 x W900 / D600	Z3-AMA187126-L/R W1800 x W1200 / D600	Z3-MMW189 W1350 / D600 x W900 / D600		Z3-MMWA1869 W1800 x D600 / 900
Z3-WA156096-L/R W1500 / D600 x W900 / D600	Z3-AMA217126-L/R W2100 x W1200 / D600	Z3-MMW219 W1500 / D600 x W900 / D600		Z3-MMWA18912 W1800 x D900 / 1200
Z3-WA166096-L/R W1650 / D600 x W900 / D600	Z3-AMA247126-L/R W2400 x W1200 / D600			Z3-MMWA21912 W2100 x D900 / 1200
Z3-WA186096-L/R W1800 / D600 x W900 / D600				

Counter Tops / share with X3 system


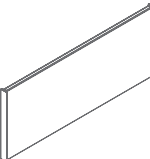
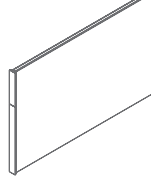
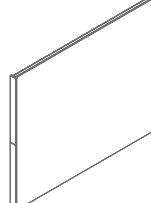

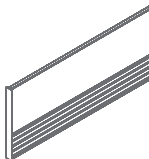
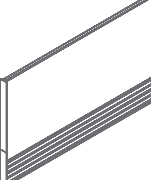
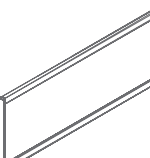
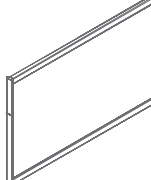
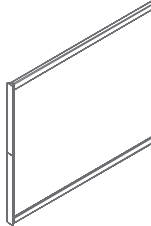
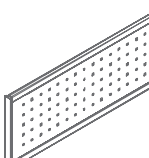
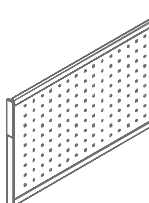
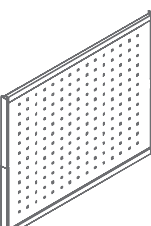
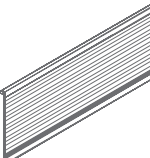
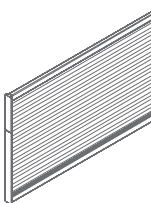
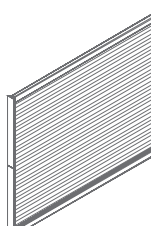



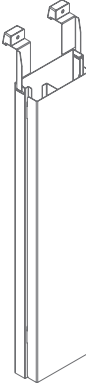


							
X3-CT0604 W600 x W400	X3-CT1004 W1050 x W400	X3-CT1504 W1500 x W400	X3-CT0604CS-L/R W600 x W400	X3-CT1004CS-L/R W1050 x W400	X3-CT1504CS-L/R W1500 x W400	X3-CT0704C-L/R W750 x W400	X3-CT1204C-L/R W1200 x W400
X3-CT0704 W750 x W400	X3-CT1204 W1200 x W400	X3-CT1604 W1650 x W400	X3-CT0704CS-L/R W750 x W400	X3-CT1204CS-L/R W1200 x W400	X3-CT1604CS-L/R W1650 x W400	X3-CT0904C-L/R W900 x W400	X3-CT1504C-L/R W1500 x W400
X3-CT0904 W900 x W400	X3-CT1304 W1350 x W400	X3-CT1804 W1800 x W400	X3-CT0904CS-L/R W900 x W400	X3-CT1304CS-L/R W1350 x W400	X3-CT1804CS-L/R W1800 x W400		

Worksurface / share with X3 system

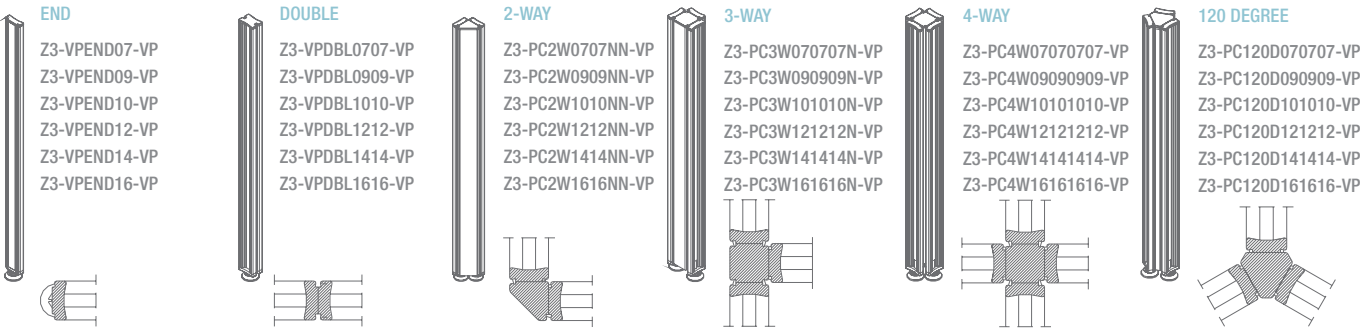
				
X3-W066 W600 x D600	X3-W067 W600 x D750	X3-E0667-L/R W600 x D600 / 750	X3-MA16R096-L/R W1650 x W900 / D600	X3-EM157-ML/LM W1650 x W750
X3-W076 W750 x D600	X3-W077 W750 x D750	X3-E0767-L/R W750 x D600 / 750	X3-MA18R096-L/R W1800 x W900 / D600	X3-EM167-ML/LM W1800 x W750
X3-W096 W900 x D600	X3-W097 W900 x D750	X3-E0967-L/R W900 x D600 / 750	X3-MA21R096-L/R W2100 x W900 / D600	X3-EM187-ML/LM W2100 x W750
X3-W106 W1050 x D600	X3-W107 W1050 x D750	X3-E1067-L/R W1050 x D600 / 750	X3-MA24R096-L/R W2400 x W900 / D600	
X3-W126 W1200 x D600	X3-W127 W1200 x D750	X3-E1267-L/R W1200 x D600 / 750		
X3-W136 W1350 x D600	X3-W137 W1350 x D750	X3-E1367-L/R W1350 x D600 / 750		
X3-W156 W1500 x D600	X3-W157 W1500 x D750	X3-E1567-L/R W1500 x D600 / 750		
X3-W166 W1650 x D600	X3-W167 W1650 x D750	X3-E1667-L/R W1650 x D600 / 750		
X3-W186 W1800 x D600	X3-W187 W1800 x D750	X3-E1867-L/R W1800 x D600 / 750		
X3-W196 W1950 x D600	X3-W197 W1950 x D750			
X3-W216 W2100 x D600	X3-W217 W2100 x D750			
X3-W226 W2250 x D600	X3-W227 W2250 x D750			
X3-W246 W2400 x D600	X3-W247 W2400 x D750			
				
X3-W126096-L/R W1200 / D600 x W900 / D600	X3-W157C096-L/R W1500 / D750 x W900 / D600	X3-W1269-L/R W1200 x D600 / 900	X3-W096096 W900 / D600 x W900 / D600	X3-MA16R096ST-L/R W1650 x W900 / D600
X3-W136096-L/R W1350 / D600 x W900 / D600	X3-W167C096-L/R W1650 / D750 x W900 / D600	X3-W1569-L/R W1500 x D600 / 900		X3-MA18R096ST-L/R W1800 x W900 / D600
X3-W156096-L/R W1500 / D600 x W900 / D600	X3-W187C096-L/R W1800 / D750 x W900 / D600	X3-W1669-L/R W1650 x D600 / 900		X3-MA19R096ST-L/R W1950 x W900 / D600
X3-W166096-L/R W1650 / D600 x W900 / D600		X3-W1869-L/R W1800 x D600 / 900		
X3-W186096-L/R W1800 / D600 x W900 / D600				
				
		X3-MA187096-L/R W1800 x W900 / D600	X3-120DW096096 W900 / D600 x W900 / D600	X3-W106106 W1050 / D600 x W1050 / D600
			X3-120DW106106 W1050 / D600 x W1050 / D600	X3-W126126 W1200 / D600 x W1200 / D600
			X3-120DW126126 W1200 / D600 x W1200 / D600	X3-W136136 W1350 / D600 x W1350 / D600
				X3-W156156 W1500 / D600 x W1500 / D600
				
		X3-ED1206-ML/LM W1260 x W630	X3-EMC66-ML/LM 600 x 600	
		X3-ED1209-ML/LM W1260 x W900	X3-EMC77-ML/LM 750 x 750	
		X3-ED1509-ML/LM W1560 x W900		

Z3 Tiles

* (F) Fabric, (ML) Melamine, (U) Acoustic Polyester, (TF) Tackable Fabric, (MF) Magnetic Fabric
** (GT) Glazed Tinted Acrylic, (GC) Glace Clear Acrylic, (GLC) Glass Tempered, (GLW) Glass Laminated White, (W) Whiteboard Magnetic

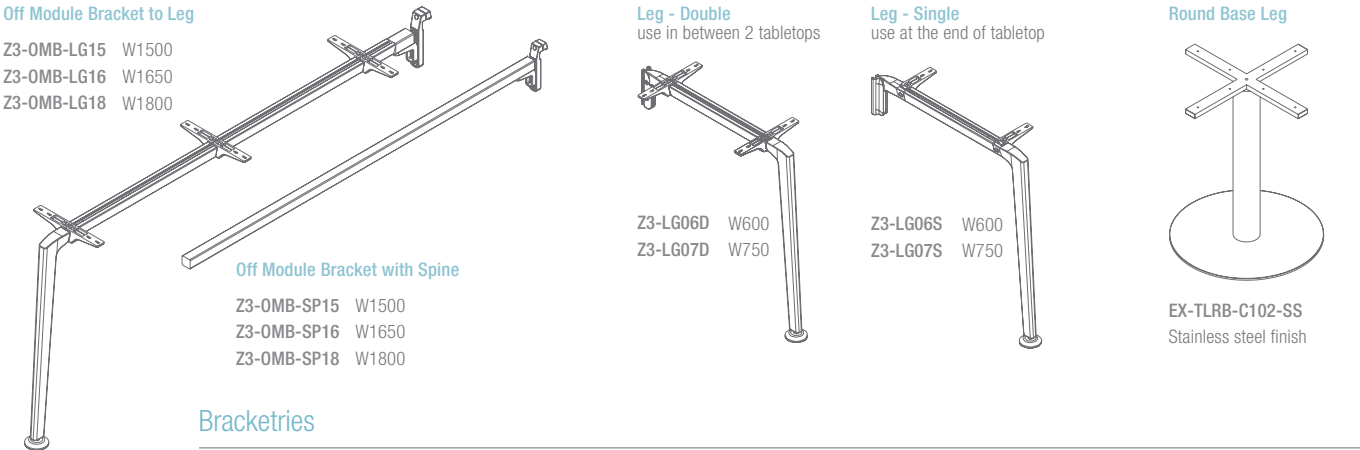
					
Z3-T106* H177.5 x W600	Z3-T306* H355 x W600	Z3-T506* H532.5 x W600	Z3-T706* H710 x W600	Z3-T106A* H177.5 x W600	Z3-T306A* H355 x W600
Z3-T107* H177.5 x W750	Z3-T307* H355 x W750	Z3-T507* H532.5 x W750	Z3-T707* H710 x W750	Z3-T107A* H177.5 x W750	Z3-T307A* H355 x W750
Z3-T109* H177.5 x W900	Z3-T309* H355 x W900	Z3-T509* H532.5 x W900	Z3-T709* H710 x W900	Z3-T109A* H177.5 x W900	Z3-T309A* H355 x W900
Z3-T110* H177.5 x W1050	Z3-T310* H355 x W1050	Z3-T510* H532.5 x W1050	Z3-T710* H710 x W1050	Z3-T110A* H177.5 x W1050	Z3-T310A* H355 x W1050
Z3-T112* H177.5 x W1200	Z3-T312* H355 x W1200	Z3-T512* H532.5 x W1200	Z3-T712* H710 x W1200	Z3-T112A* H177.5 x W1200	Z3-T312A* H355 x W1200
Z3-T113* H177.5 x W1350	Z3-T313* H355 x W1350	Z3-T513* H532.5 x W1350	Z3-T713* H710 x W1350	Z3-T113A* H177.5 x W1350	Z3-T313A* H355 x W1350
Z3-T115* H177.5 x W1500	Z3-T315* H355 x W1500	Z3-T515* H532.5 x W1500	Z3-T715* H710 x W1500	Z3-T115A* H177.5 x W1500	Z3-T315A* H355 x W1500
					
Z3-T506A* H532.5 x W600	Z3-T306** H355 x W600	Z3-T506** H532.5 x W600	Z3-T706** H710 x W600	Z3-T306ABP H355 x W600	Z3-T506ABP H532.5 x W600
Z3-T507A* H532.5 x W750	Z3-T307** H355 x W750	Z3-T507** H532.5 x W750	Z3-T707** H710 x W750	Z3-T307ABP H355 x W750	Z3-T507ABP H532.5 x W750
Z3-T509A* H532.5 x W900	Z3-T309** H355 x W900	Z3-T509** H532.5 x W900	Z3-T709** H710 x W900	Z3-T309ABP H355 x W900	Z3-T509ABP H532.5 x W900
Z3-T510A* H532.5 x W1050	Z3-T310** H355 x W1050	Z3-T510** H532.5 x W1050	Z3-T710** H710 x W1050	Z3-T310ABP H355 x W1050	Z3-T510ABP H532.5 x W1050
Z3-T512A* H532.5 x W1200	Z3-T312** H355 x W1200	Z3-T512** H532.5 x W1200	Z3-T712** H710 x W1200	Z3-T312ABP H355 x W1200	Z3-T512ABP H532.5 x W1200
Z3-T513A* H532.5 x W1350	Z3-T313** H355 x W1350	Z3-T513** H532.5 x W1350	Z3-T713** H710 x W1350	Z3-T313ABP H355 x W1350	Z3-T513ABP H532.5 x W1350
Z3-T515A* H532.5 x W1500	Z3-T315** H355 x W1500	Z3-T515** H532.5 x W1500	Z3-T715** H710 x W1500	Z3-T315ABP H355 x W1500	Z3-T515ABP H532.5 x W1500
					
Z3-T706ABP H710 x W600	Z3-T306GS H355 x W600	Z3-T506GS H532.5 x W600	Z3-T706GS H710 x W600	Z3-INNERTRIM01 H177.5	Z3-INNERTRIM03 H355
Z3-T707ABP H710 x W750	Z3-T307GS H355 x W750	Z3-T507GS H532.5 x W750	Z3-T707GS H710 x W750		
Z3-T709ABP H710 x W900	Z3-T309GS H355 x W900	Z3-T509GS H532.5 x W900	Z3-T709GS H710 x W900		
Z3-T710ABP H710 x W1050	Z3-T310GS H355 x W1050	Z3-T510GS H532.5 x W1050	Z3-T710GS H710 x W1050		
Z3-T712ABP H710 x W1200	Z3-T312GS H355 x W1200	Z3-T512GS H532.5 x W1200	Z3-T712GS H710 x W1200		
Z3-T713ABP H710 x W1350	Z3-T313GS H355 x W1350	Z3-T513GS H532.5 x W1350	Z3-T713GS H710 x W1350		
Z3-T715ABP H710 x W1500	Z3-T315GS H355 x W1500	Z3-T515GS H532.5 x W1500	Z3-T715GS H710 x W1500		
					
Z3-T710ET H710 x W150	Z3-T930ET H930 x W150	Z3-T1100ET H1108 x W150		Z3-T710ET-S2ET H710 x W150	
Z3-T1280ET H1285 x W150		Z3-T1640ET H1640 x W150		Z3-T930ET-S2ET H888 x W150	
				Z3-T1100ET-S2ET H1065 x W150	
				Z3-T1280ET-S2ET H1243 x W150	
				Z3-T1640ET-S2ET H1598 x W150	

Z3 Vertical Post

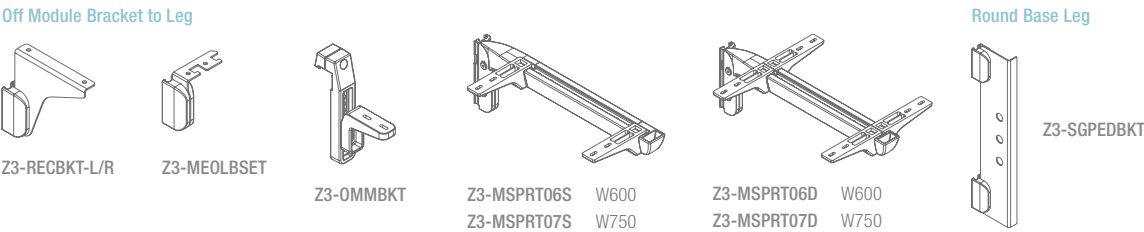


Z3 Panel Connector

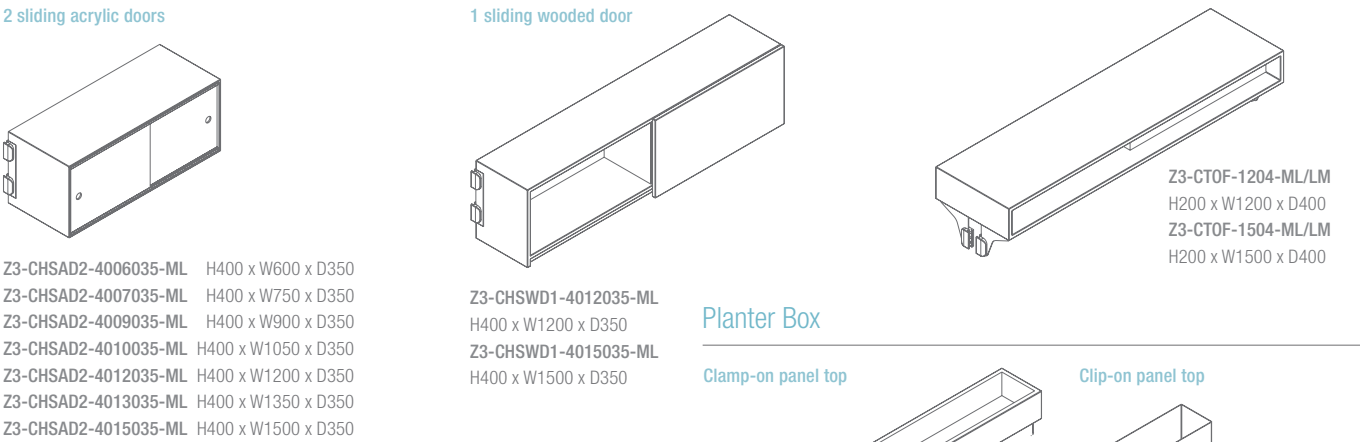
Legs / Table Supports



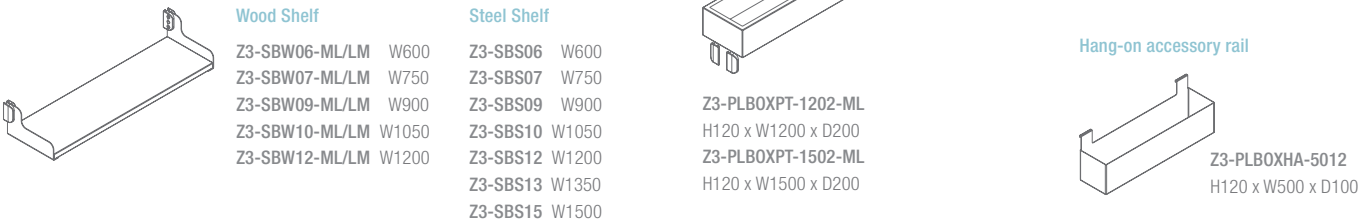
Bracketries



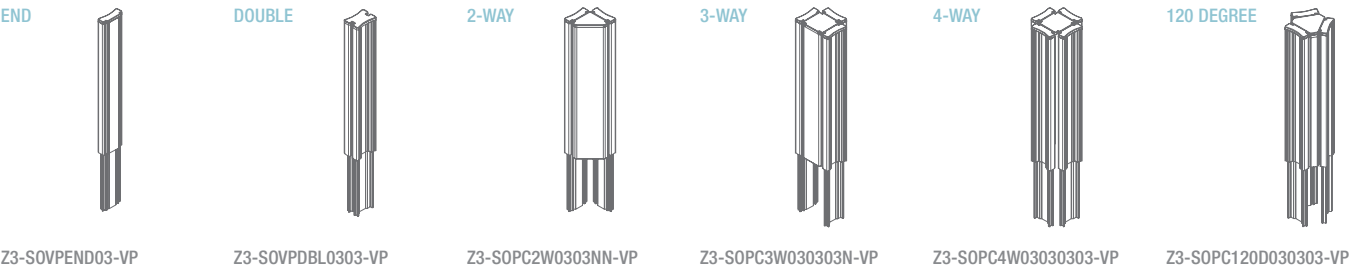
Panel Mounted Cabinet



Panel Mounted Open Shelf

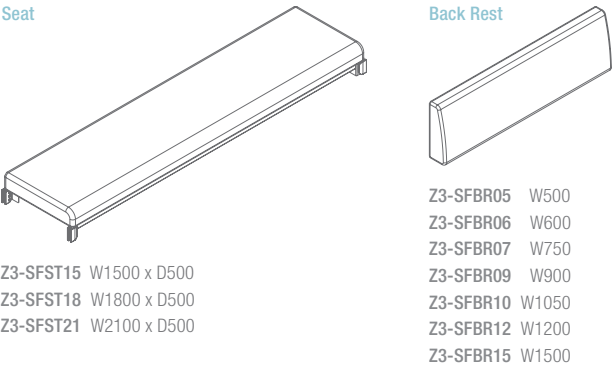


Stack-On Vertical Post

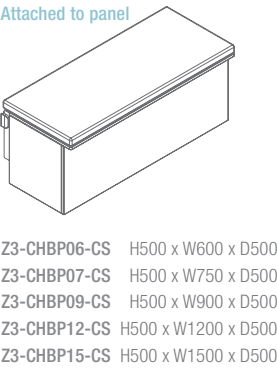


Stack-On Panel Connector

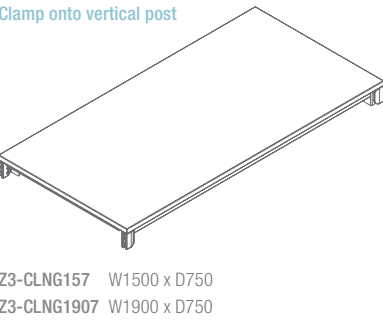
Sofa (attached to panel)



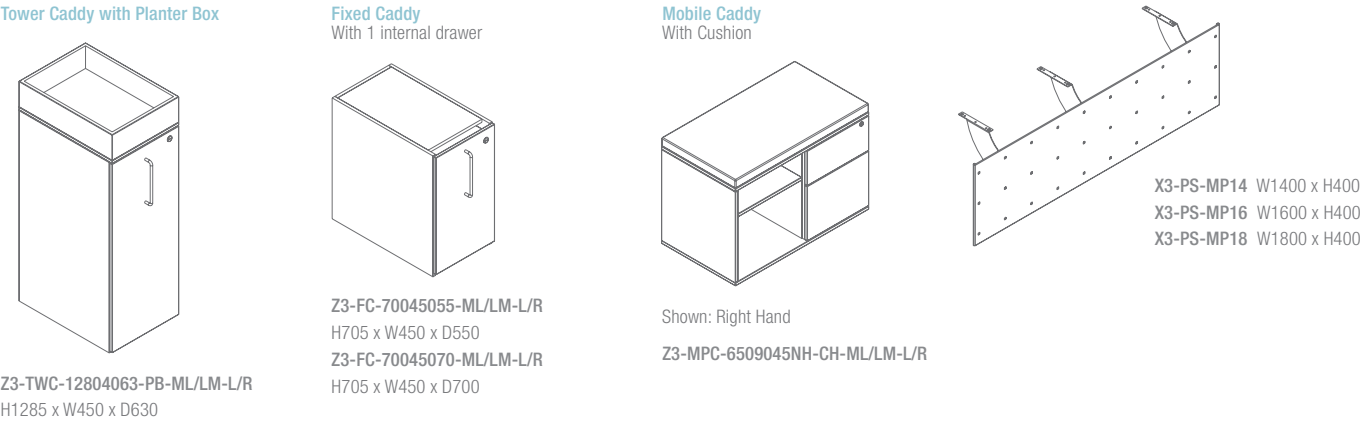
Chest Box with Cushion



Ceiling (acoustic polyester)



Caddy



Cabinet (share with X3)

Note: To add "-ML/LM" at the back of the product code for Melamine / Laminate wood surface finish

